

All About Traffic Safety




With Officer B. Ware

**A Coloring and Activities Book
to help you learn about Traffic Safety.**

What's Wrong With This Picture?

What three mistakes are these children making while crossing the street?



A Message to Parents





Knowing the traffic safety rules that we all take for granted could mean the difference between life and death for a child.

As a legislator, I know that we can pass all the laws we think are necessary to encourage pedestrian safety. But they don't make a difference to our children if they don't know and understand them.

That's why I distributed this booklet to constituents. Please read over it and discuss it with your child.



I would also like to encourage you to remind your children frequently of the importance of following these safety rules. While they may seem simple to you and me, a child may not think about them before crossing the street. And that can result in a tragedy that could have easily been avoided.

1. Stop at INTERSECTIONS!
Cross only at the **CORNER**,
not halfway down the block.







*Sometimes
we can't always
be there to help you,
so remember
these simple
rules about
crossing streets.*

**2. Cross only when the Traffic Light is GREEN
or when the crossing sign says WALK.**



**3. Before stepping off the curb...
STOP, LISTEN, AND
LOOK!**



Search and Find

Try and find these 12 hidden words about Traffic Safety

Stop	Red	Go
Look	Yellow	Cross
Listen	Green	Walk
Intersection	Traffic Light	Corner

L M U W A L K X Z R E D
O A C W N L R M D R S G
O X R D B O E O S C A O
K L O A Q M N R O T L T
M D S T V R R O E O O O
Q O S W L W O M L L O P
T R A F F I C L I G H T
Q G S D C O T S E A G Z
V R O Y E L L O W D N T
L E O A E C A L V M Q T
B E W A T T L I S T E N
I N T E R S E C T I O N

Compliments of



Your State Senator
